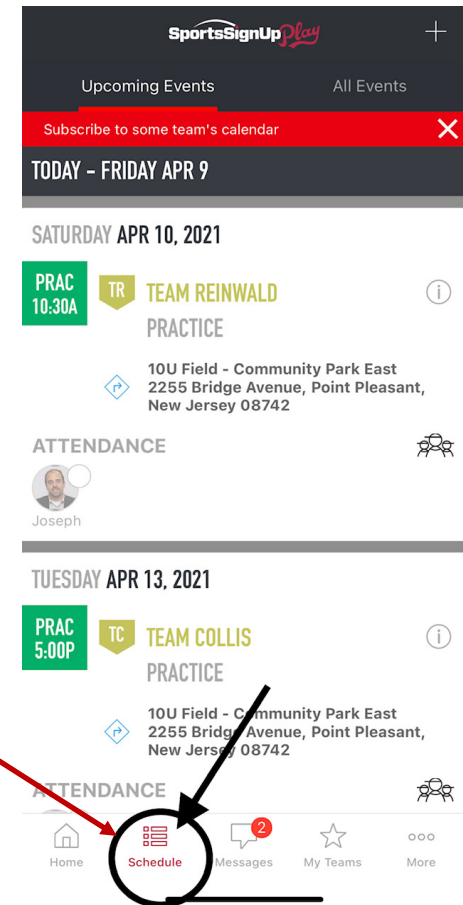


How to RSVP in the SSU App

Step 1

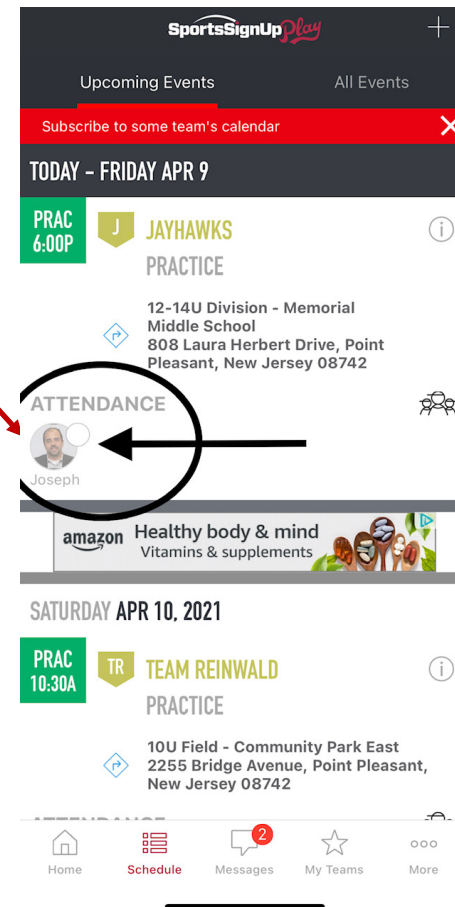
Tap on the schedule icon on the bottom menu to bring up the schedule that applies to you. Some people have more than one team so everyone's view will look different but most only have 1 team



How to RSVP in the SSU App

Step 2

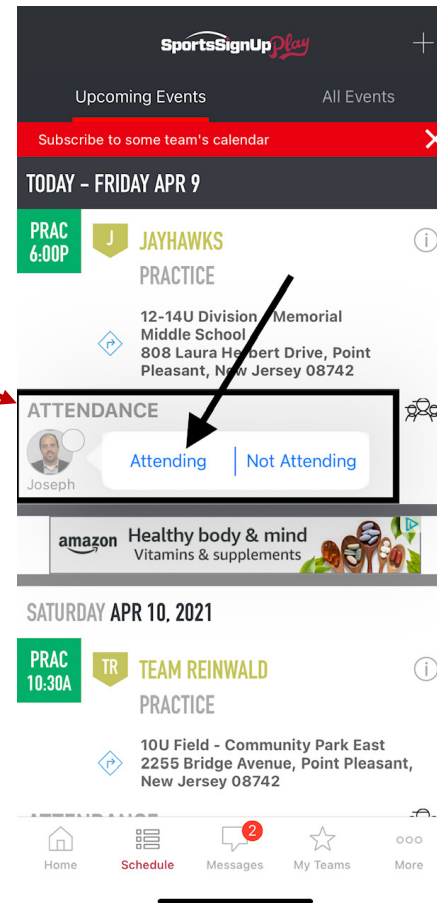
Tap on the icon with your picture/silhouette as shown here. Each event must be done individually.



How to RSVP in the SSU App

Step 3

A small window will appear where you can tap “Attending” or “Not Attending”



How to RSVP in the SSU App

Step 4

The window will close and your icon will update with a checkmark if you are Attending or an X if you are not.

Please do this at least 24-48 hours before the event date/time so Coaches can plan accordingly.

